


Begonia x benariensis F₁

BIG[®]

Rose Green Leaf

Item no.: BB0107P





The First Interspecific Begonia on the Market

- Vigorous, well-branched and uniform plants for landscape use as well as containers
- Extraordinary flower power with a BIG[®] flower size
- Flowering two weeks earlier than competing varieties
- Outstanding performer in all climates and soils
- Rain and heat tolerant

Technical Guide: [Click here](#)

All information in our technical guide is based on our own trials and would therefore be as guideline only. Detailed cultivation aspects vary depending on climate, location, time of year and environmental conditions. Benary expressly disclaims any responsibility for the content of such data/information and makes no representation or warranty for the cultivation of any products listed. It is recommended that growers conduct a trial of products under their own conditions.

Crop Time	Spring: 14 - 18 weeks
Height 	28 " / 70 cm
Width 	23 " / 58 cm
Exposure	Sun - Partial shade
Seed Form	Pelleted Seed
Best Uses	Bedding, Landscape, Pot Plant

CULTURE GUIDE

Begonia x benariensis F₁ BIG®

Usage

Packs, Pots, Hanging Baskets, Mixed Containers and Landscape

Sow time

From mid of December onwards

Sowing method

1-2 pellets per plug

Germination

Begonias require light to germinate, do not cover seed or pellets. Germination occurs in 5-10 days at 73-80 °F (23-26 °C), with a relative humidity of 95 % or higher. For pelleted seed, slightly higher temperatures and 100 % relative humidity aid in uniformity of germination. Germination media with a pH of 5.5-6.5 is optimum. Uniformly moist and well-drained soils are important.

Growing on

6-7 weeks after sowing transplant 1 plug into 12-13 cm pot (12 cm: 35-40 pots/m², 13 cm: 30-35 pots/m²). The plugs should have 2-3 sets of true leaves. High light conditions promote better branching and earlier flowering.

Media

Sowing media: pH 5.5-5.8; EC 0.5-0.75

No covering required.

Growing on: pH 5.5-5.8; EC 1.2-1.5 Alternate between moisture levels wet and medium. Let plants dry back to at least a moist before re saturating to a wet. Extremely dry plants will have a grayish cast to the leaves. Avoid watering plants under high temperature and light when the leaf temperature is excessive.

Temperature

Plug culture: 22-24 °C days 1-11. For irrigation use warm water (above 18 °C) only.

Growing on: 20-21 °C nights, 18-19 °C days for the first 14 days or until the roots reach the bottom of the container. Thereafter temperatures may be lowered to 16-18 °C day and night. An ADT (average daily temperature) of 19 °C will give the fastest finished crop. Once well established in the final container, approximately two to three weeks after transplanting from a 288 plug the temperature can be lowered further to 13-15 °C. This will keep the plants toned and prevents too large of leaves.

Fertilization

Moderate fertilization levels are required. Fertilize at 150 ppm nitrogen weekly, watching excessive salt built-ups.

Tip

BIG® Begonias are the BEST! I give BIG®s to friends and family who love them because they perform in heat, cold, dry, wet and just keep flowering! And since the blossoms are edible I love to add them to drinks, salads & dips.

Stage I Starts with the radicle breaking through the testa. The roots are touching the medium. Ends with fully developed cotyledons.

Stage II Starts from fully developed cotyledons. Ends with the fully developed true leaf or true leaf pair.

Stage III Starts from the fully developed true leaf or true leaf pair and ends with 80% of the young plants being marketable.

Stage IV All young plants are ready for sale and in the process of being hardened off. This stage lasts about 7 days.

The cultural recommendations are based on results from trials conducted under Central European conditions. Different conditions in other parts of the world may lead to deviations in results achieved.

COLORS OF THE SERIES

Begonia x benariensis F₁ BIG®



Deep Pink Green Leaf
BB0113P



BB0108P



Pink Bronze Leaf
BB0105P



Pink Green Leaf
BB0103P



Red Bronze Leaf
BB0110P



Red Green Leaf
BB0106P



Rose Bronze Leaf
BB0109P



Rose Green Leaf
BB0107P



White Bronze Leaf
BB0112P



White Green Leaf
BB0114P